



**NATIONAL STATE OF DISASTER**

**CATEGORIES OF INTERVENTION MEASURES AND  
IMPLEMENTATION PLAN FOR SOCIAL IMPACT WORK STREAM**

**NATJOINTS**

**11 APRIL 2020**





## SOCIAL IMPACT WORK STREAM

- **Objective:**
- ✓ **Intervention measures and implementation plan for social services and sustainable livelihoods**
- The stream aims to promote the social wellbeing and the protection of our citizens.
- The contributors to the stream are all departments that provide social protection and includes but not limited to: Department Social Development, SAPS, Justice and Constitutional Development, Home Affairs, Health, COGTA and SALGA, Basic and Higher Education, Human Settlements, Arts and Culture , Military Veteran, Employment and Labour , and women Youth and Persons with Disability
- **Focus areas:**
- ✓ Sustainable livelihoods, Psychosocial support, Food security, Sheltering, Protection and needs of vulnerable populations, Information, education and Communication



### **Narrative on psychosocial support, institutions and facilities:**

- Social Workers will team up with health workers to provide pre and post counselling during screening and testing in identified prioritised areas. A psychosocial support template developed and will be included in the APP using the platform used by CSIR.
- Social workers will be provided with gadgets to capture data during screening and testing as discussed with SITA.
- Capacity building: Training is planned for 16-17 April 2020 to train medical staff in all DSD facilities i.e. old age homes, treatment centres, child and youth care centres, shelters for abused women) on the management of COV19 across the country.
- Geo mapped Old Age Homes across Gauteng Region versus the Ward identified Red Flags
- A need is identified to geo-map other facilities for prioritisation.
- These facilities are mapped against the nearest public facilities with the focus being clinics and hospitals.

### **Dignified personal hygiene**

- Provision of free sanitary towels to in-school girls beneficiaries: Footprints Foundation and Global Fund implementing partners to distribute to communities through existing distribution mechanisms to households.
- Provision of free sanitary towels to women, girls and those with disabilities; target population : 10 951 (requests received ) ; funding proposals submitted to UNFPA- UNFPA indicated willingness to support the initiative.
- Information dissemination targeting women, children, youth and persons with disabilities on how to prevent and respond to Covid-19 (including Menstrual Health Management, Gender Based Violence and Femicide as well as Sexual and Reproductive Health Rights);
- Social partners such as UNICEF/UNFPA /WaterAid and CSOs are assisting on developing and accessing messaging to prevent and respond to COVID-19 pandemic.





# SOCIAL IMPACT WORK STREAM



## TYPE OF FACILITIES

PROVINCE	OLD AGE HOMES	CHILD AND YOUTH CARE CENTRES	SECURE CARE FACILITIES	TREATMENT CENTRES (public facilities)	GBV SHELTERS (shelters, white door, Khuseleka)	RESIDENTIAL FACILITIES FOR PERSONS WITH DISABILITY
Western Cape	106	37	5	2	15	26
Eastern Cape	13	20	5	1	13	23
Free State	18	48	3	0	07	07
Gauteng	82	152	3	1	25	37
KZN	41	54	4	2	20	16
Limpopo	08	16	2	1	02	04
Mpumalanga	25	12	2	2	22	04
Northern Cape	24	6	4	1	08	03
North West	30	4	2	1	22	06
<b>TOTAL</b>	<b>307</b>	<b>349</b>	<b>30</b>	<b>11</b>	<b>134</b>	<b>126</b>



SECRET



# SOCIAL IMPACT WORK STREAM



ACTIVITY(IES)	PROGRESS REPORT	RESOURCES
---------------	-----------------	-----------

<b>MANAGEMENT OF FACILITIES AND INSTITUTIONS (VULNERABLE GROUPS)</b>		
--	--	--

<p><b>Protocol on management of COVID-19:</b></p> <ul style="list-style-type: none"> <li>• PPEs</li> <li>• Screening and referrals</li> <li>• Isolation</li> <li>• Infection Prevention Control (Decontamination)</li> </ul>	<p><b>DSD is expected to provide 765 000 masks and 665 000 gloves to staff and facilities:</b></p> <ul style="list-style-type: none"> <li>✓ 5000 masks distributed to govt officials, state facilities &amp; NGOs in NC (1000 per District)</li> <li>✓ 214 officials and 4 state facilities in NW received PPEs &amp; NGOs outstanding.</li> <li>✓ 2100 officials, 9 state facilities &amp; 346 NGOs accessed PPEs in WC</li> <li>✓ All officials, state facilities &amp; NGOs receive PPEs in KZN</li> <li>✓ Limpopo and Mpumalanga have not distributed PPEs to officials, state facilities and NGOs.</li> <li>✓ 9 officials, 16 state facilities and 57 NGOs in EC accessed PPEs.</li> <li>✓ 64 officials and 13 state facilities are accessing PPEs in Gauteng. The province did not report any NGOs receiving PPEs.</li> <li>✓ About 700 officials and 9 state institutions received supply of PPEs in the Free State.</li> <li>• Screening, referrals and isolation will happen after training <b>(16-17 April 2020)</b></li> </ul>	<p>Masks in the NC and KZN provides sanitizers, masks &amp; gloves.</p> <p>Limpopo and Mpumalanga need PPEs for officials, facilities and NGOs urgently.</p> <p>There is an urgent need for supply of PPEs to NGOs in Gauteng and the Free State.</p>
--	---	---



SECRET



# SOCIAL IMPACT WORK STREAM



## PROVINCIAL PSYCHOSOCIAL SUPPORT SERVICES FOR FAMILIES AND INDIVIDUALS AFFECTED AND INFECTED WITH COVID-19

Provinces	Number of active response teams	Number of people provided with psycho-social services in the community
WC	46	374
KZN	12	1229
MPUMALANGA	18	3460
FREE STATE	5	31
NC	5	16
NW	22	945
EC	164	197
GP	5	406
LIMPOPO	22	24
	<b>Total No of PSYCHOSOCIAL TEAMS= 299</b>	<b>Total No of PSYCHOSOCIAL SUPPORT SERVICES RENDERED TO COMMUNITIES: 6 682</b>





- **Narrative for social grants:**

- ✓ All social grant beneficiaries have a bank account into which the grant is deposited by SASSA on the dates communicated.
- ✓ Beneficiaries access their grants through various channels – including bank ATMs, retail outlets, Post Offices and cash pay points
- ✓ Challenge was that the appeal to allow the older persons and persons with disabilities to access their grants over the first 2 days of the payment cycle in April, this was not heeded by all.
- ✓ As a result, SASSA has changed the payment dates for the grant payments as from May 2020. The payment file will be systematically split with the first file being for older persons and persons with disabilities, together with the child grants linked to those beneficiaries, so that they can access all the grants at one time; the second payment file will be for all the remaining unlinked children's grants (care dependency, child support and foster care)
- ✓ Payment for older persons and persons with disabilities will be on 4 May while the children's grants will be paid on 6 May.
- ✓ Apart from spreading the numbers expected on the first day of payment, this takes the grant beneficiaries out of the month end crush, when salaried workers also descend on shops and banks to access their money and do their shopping. The later start is also to assist with the cash flow for government.
- ✓ Social distancing and sanitizing requirements as implemented by retailers and post offices in April will be continued, while all staff dealing with the public are masked and gloved.
- ✓ Cross-border grant collection is not permitted in terms of legislation. Matter to be managed between Home Affairs and DSD.





## SOCIAL IMPACT WORK STREAM



- **Narrative for social relief of distress:**
  - SASSA provides social relief of distress line with the requirements as legislated in the Social Assistance Act, 2004. SASSA has prioritized the following categories of citizens to receive support in the form of social relief of distress:
    - ✓ Social grant beneficiaries who did not receive a grant for whatever reason (temporary disability grants that lapsed in March 2020, before the lockdown; children who turn 18 years of age in March and during the period of the lockdown)
    - ✓ Consideration for those already in receipt of a grant will be considered in exceptional circumstances only
    - ✓ Households experiencing undue hardship as a result of the lockdown (in consultation with Provincial DSD and ProvJocs, to ensure that duplication of support is prevented as much as possible.
- **Narrative for shelter for homeless**
  - ✓ Provide sheltered accommodation to homeless adults.
  - ✓ Personal Development Plan (PDP) developed for each client and is reviewed regularly.
  - ✓ Clients participate in Skills Development and Life skills programmes
  - ✓ Other services includes Psychosocial support services, spiritual Pastoral services, social work services, indoors game facilitated by CYCW, Shelter, Clothing, Blankets, Screening and Testing, family re-unification, Food provision 3xday, COVID-19 awareness.







### **Narrative for CNDCs:**

- There are nine Provincial Food Distribution Centres (PFDC) and 235 Community Nutrition development centres (CNDC). Food are distributed from the CNDC which are within communities and with reach to the poor and vulnerable people. Details of all the centres are available.
- **Qualifying criteria**
  - ✓ All households already benefitting from existing DSD community based feeding programmes before COVID-19 lockdown
  - ✓ Households in distress without income
- **Budget availability**
  - ✓ The department received a donation of R23,5million from solidarity fund. An additional R20million was allocated from Disaster fund to augment the shortfall in the food parcel price of R400.00 from solidarity fund . Disaster fund will add R300.00 to make it R700.00 which is what DSD provide
- **Measures put in place to comply with COVID-19**
  - ✓ Food parcels are delivered to household by staff working at the CNDCs







# SOCIAL IMPACT WORK STREAM





## ❖ SOCIAL GRANTS

	Total number of recipients	Accessed through SAPO	Accessed through BANKS	Accessed through RETAILERS	Accessed through CASH PAY POINTS
<b>National – April 2020</b>	12 248 918	2%	62%	34%	2% * (These splits are as at 8 April 2020)

### TYPE OF GRANTS INDICATED BY NUMBER OF RECIPIENTS (NOT GRANTS)

PROVINCES	OLD AGE & WAR VETERANS	DISABILITY	FOSTER CHILD & COMBINATION	CARE DEPENDENCY	CHILD SUPPORT GRANT	TOTALS
<b>Eastern Cape</b>	593 582	178 664	58 853	21 345	1 059 237	1 911 681
<b>Free State</b>	212 720	74 670	20 205	8 122	410 739	726 456
<b>Gauteng</b>	658 171	118 703	32 453	19 778	1 133 818	1 962 923
<b>Kwa Zulu Natal</b>	726 042	226 387	51 046	37 404	1 597 006	2 637 915
<b>Limpopo</b>	483 491	97 036	31 133	15 646	1 021 439	1 648 745
<b>Mpumalanga</b>	263 808	77 946	18 934	11 206	627 463	999 357
<b>Northern Cape</b>	91 615	46 445	8 130	5 224	175 137	326 551
<b>North West</b>	273 338	 65 276	20 841	9 292	480 963	849 710 <sub>10</sub>
<b>Western Cape</b>	368 800	 153 767	21 298	15 240	626 495	1 185 580

## SOCIAL IMPACT WORK STREAM

Progress as at 9 April	 Total number of applications received	Applications Approved	Applications rejected	Food parcels ordered	Food parcels issued	 Comments
❖ FOOD SECURITY: SOCIAL RELIEF OF DISTRESS (SRD)						
<b>National</b>	19 137	10 121	5 629	10 609	4 045	
<b>PROVINCES</b>						
PROVINCES	Total number of applications received	Applications Approved	Applications rejected	Food parcels ordered	Food parcels issued	Comments
<b>Eastern Cape</b>	6 480	4 897	780	2 004	2 113	
<b>Free State</b>	420	335	44	285	167	
<b>Gauteng</b>	1 372	465	0	698	0	Orders placed
<b>Kwa Zulu Natal</b>	1 796	832	69	835	467	
<b>Limpopo</b>	3 221	2 023	1 198	5 050	900	
<b>Mpumalanga</b>	715	395	41	0	253	
<b>Northern Cape</b>	703	241	0	1 048	145	
<b>North West</b>	87	87	0		0	Orders placed
<b>Western Cape</b>	4 343	846	3 497	689	0	Orders placed
<b>TOTALS</b>	<b>19 137</b>	<b>10 121</b>	<b>5 629</b>	<b>10 609</b>	<b>4 045</b>	





# SOCIAL IMPACT WORK STREAM



## ❖ FOOD SECURITY: COMMUNITY NUTRITION DEVELOPMENT CENTRES

	No of centres operational	No of household targeted	No of food parcels	Comments
National	153	1 000 000	12 275	Delayed delivery of PPEs impacts on slow delivery of food parcels.

### PROVINCIAL BREAKDOWN

PROVINCES	NO OF CENTRES OPERATIONAL	NO OF FOOD PARCELS DISTRIBUTED	COMMENTS
Eastern Cape	30	4828	
Free State	20	4158	
Gauteng	2	13 529	
Kwa Zulu Natal	52	469	
Limpopo	19	2618	
Mpumalanga	11	180	
Northern cape	02	38	
North West	28	1 508	
Western Cape	28	164	
<b>TOTALS</b>	<b>181</b>	<b>40 841</b>	





# SOCIAL IMPACT WORK STREAM



## ❖ HOMELESS SHELTERS

	Total No of shelters	Services provided	No of people accommodated
<b>National</b>	<b>163</b>		<b>14309</b>

The district breakdown attached as an annexure

PROVINCES	No of shelters	Services provided	No of people
Eastern Cape	15	Dignity packs, food, shelter, sanitisers, mattresses, blankets, PPEs, screening for substance abuse and psychosocial support.	625
Free State	8		299
Gauteng	33		3014
Kwa Zulu Natal	30		2384
Limpopo	14		388
Mpumalanga	8		366
Northern cape	9		32
North West	13		211
Western Cape	33		6681
<b>TOTALS</b>	<b>163</b>		



# SOCIAL IMPACT WORKSTREAM

## GBVF SAFETY PLAN

- To address GBVF, safety plan was developed to provide guidance and referral pathways, the aim is to improve accessibility to services; for lockdown finding help for sexual assault and using a phone as an Aid.

### A safety plan for Lock Down





# SOCIAL IMPACT WORKSTREAM



## GBV COMMAND CENTRES STATISTICS

DATE	TELEPHONE CALLS RECEIVED	USSD's RECEIVED	SMS RECEIVED	TOTAL
01-26 March 2020	4 494	208	281	<b>4 983</b>
<b>GBV RELATED PERCENTAGE</b>	<b>133 (2,67%)</b>			
27 March -11 April 2020	7 131	1 193	440	<b>8 764</b>
<b>GBV RELATED PERCENTAGE</b>	<b>3 33 (3,79 %)</b>			

- The number of calls in the GBVCC has increased during the lockdown period for various reasons including GBV and COVID-19 related issues.
- **The GBV Command Centre Calls, USSD's and SMS** received **4 983** for the period 01-26 March 2020 (before lockdown).
- For the period 27 March - 11 April 2020, which is during lockdown; the total calls, USSD's and SMS received are **8 764**.
- The figures shows the general increment of calls due to the following reasons: advertisement of the GBVCC services to the public; provision of trauma counselling, psychosocial support in relation to COVID-19; seeking information and advise on social relief of distress.



## SOCIAL IMPACT WORK STREAM

**The stream recommends that the listed issues be addressed urgently by other work streams:**

- Groups to be considered: LGBTIQ+ older persons, women and girls, children, persons with disabilities, youth, homeless, Refugees and Asylum seekers. learners and densely populated areas, rural areas. Identify hot spots.
- Personal Hygiene- soap and sanitizers
- Social Protection- broader than social impact stream
- Access to Basic services- water supply and sanitation
- Cleanliness of Homes, residential facilities and public places – fumigation and sanitizing
- Medical care – chronic medication and sexual and reproductive health
- Intersex and transgender individuals (affirmation and confirmation, quarantine sites),
- Education – access to data and on line learning – what about rural with no access to ITC
- Transport for those that have to get access to medication and times outside the regulated times
- Vaccination of babies (monitoring of the road to health cards)
- Issuing of birth/ unabridged birth certificates
- Isolation of breast feeding mothers
- Mitigate the negative impact of pandemic on informal sector
- Facilitate access to UIF by domestic workers and other vulnerable workers
- Access to communication and information for persons with disabilities and children
- Accessibility of mitigation mechanisms to COVID-19
- Accessibility of quarantine sites for persons with disabilities
- Poor coordination of food security interventions for COVID-19 at provincial level.